


1. I have been told about the study and I know why it is being done and what to do. I know that I do not have to do it if I do not want to. If I have questions I can ask my teacher. I know that I can stop at any time.		
	Response Percent	Response Count
I understand and will begin the survey. <div></div>	100.0%	26
I would rather not do it.	0.0%	0
	answered question	26
	skipped question	0



2. Where do you go to school?

		Response Percent	Response Count
IS 5		100.0%	26
IS 10		0.0%	0
IS 61		0.0%	0
IS 72		0.0%	0
IS 73		0.0%	0
IS 77		0.0%	0
IS 89		0.0%	0
IS 91		0.0%	0
IS 93		0.0%	0
IS 125		0.0%	0
IS 126		0.0%	0
IS 141		0.0%	0
IS 144		0.0%	0
IS 145		0.0%	0
IS 157		0.0%	0
IS 185		0.0%	0
IS 189		0.0%	0
IS 204		0.0%	0
IS 217		0.0%	0
IS 230		0.0%	0
IS 237		0.0%	0
PS 12		0.0%	0
PS 14		0.0%	0
PS 19		0.0%	0
PS 30		0.0%	0





PS 54	0.0%	0
PS 76	0.0%	0
PS 92	0.0%	0
PS 111	0.0%	0
PS 127	0.0%	0
PS 151	0.0%	0
PS 153	0.0%	0
Al-Iman School	0.0%	0
Al-Manoor School	0.0%	0
Bais Yaakov Academy	0.0%	0
Bnos Malka Academy	0.0%	0
El-Ber Islamic School	0.0%	0
Flushing High School	0.0%	0
Forest Hills HS	0.0%	0
Grover Cleveland HS	0.0%	0
Jamaica HS	0.0%	0
John Bowne High School	0.0%	0
Hevach High School	0.0%	0
Long Island City High School	0.0%	0
Machon Academy	0.0%	0
Martin Luther HS	0.0%	0
The Muslim Center Elementary School	0.0%	0
Newcomers High School	0.0%	0
Newtown HS	0.0%	0
Our Lady of Mercy	0.0%	0
Our Lady of Sorrows	0.0%	0
Queens Academy HS	0.0%	0

Queens Lutheran School	0.0%	0
Queens Vocational HS	0.0%	0
Razi School	0.0%	0
Redeemer Lutheran	0.0%	0
Resurrection Ascension School	0.0%	0
St. Adalbert	0.0%	0
St. Francis of Assisi School	0.0%	0
St. John Lutheran School	0.0%	0
St. Kevin School	0.0%	0
St. Mel School	0.0%	0
St. Nicholas of Tolentine	0.0%	0
St. Raphael School	0.0%	0
Sacred Heart School	0.0%	0
Shaarei Zion Ohel Bracha	0.0%	0
Tiferes Torah Institute	0.0%	0
William Cullen Bryant High School	0.0%	0
Yesheiva Tifereth Moshe	0.0%	0
Yeshivat Our Haim	0.0%	0
Other	0.0%	0
other school (please specify)		0
answered question		26
skipped question		0

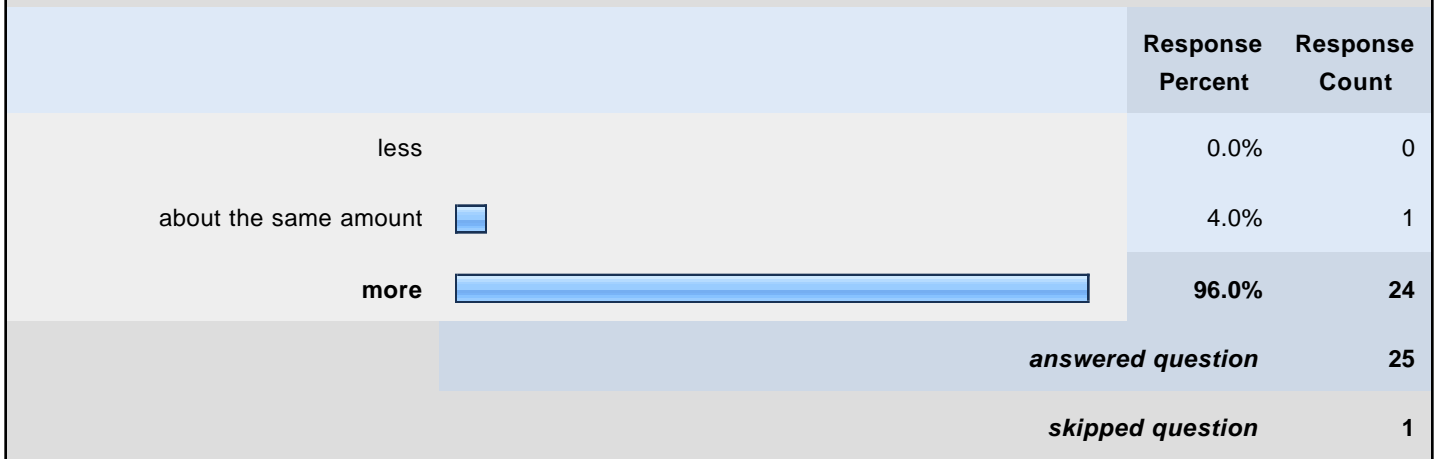
3. What grade are you in?

		Response Percent	Response Count
6th		50.0%	13
7th		50.0%	13
8th		0.0%	0
9th		0.0%	0
10th		0.0%	0
11th		0.0%	0
12th		0.0%	0
answered question			26
skipped question			0

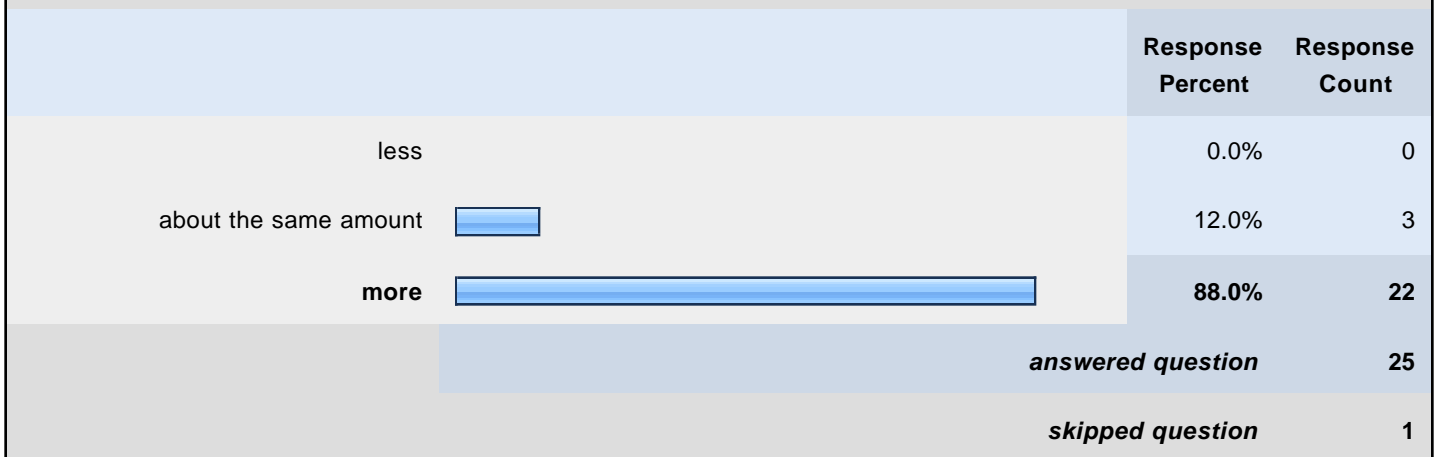
4. How often do you use your computer at home for homework?

		Response Percent	Response Count
I don't have a computer at home		0.0%	0
I don't use my home computer for homework		0.0%	0
A few times a year		4.0%	1
About once a month		8.0%	2
About once a week		24.0%	6
Almost every night		64.0%	16
answered question			25
skipped question			1





5. Compared to last year, this year my teachers are using computers...







6. Compared to last year, this year students in my grade are using computers...




7. During this school year, how much time per week did you spend using computers in your class(es)?

	Response Percent	Response Count
Not at all	0.0%	0
Less than one period per week 	8.0%	2
1 or 2 periods (or a double period) per week 	64.0%	16
3 to 4 periods per week 	20.0%	5
More than 4 periods per week 	8.0%	2
<i>answered question</i>		25
<i>skipped question</i>		1


8. During this school year, I typed up reports and assignments.

	Response Percent	Response Count
Never	0.0%	0
A few times a year 	12.5%	3
About once a month 	58.3%	14
About once a week 	25.0%	6
Almost every day 	4.2%	1
<i>answered question</i>		24
<i>skipped question</i>		2


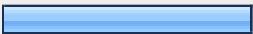


9. During this school year, I made spreadsheets and graphs.

	Response Percent	Response Count
Never 	8.3%	2
A few times a year	45.8%	11
About once a month	37.5%	9
About once a week	8.3%	2
Almost every day	0.0%	0
answered question		24
skipped question		2





10. During this school year, I used blogs to communicate with other students and teachers

	Response Percent	Response Count
Never 	20.8%	5
A few times a year	29.2%	7
About once a month	20.8%	5
About once a week	16.7%	4
Almost every day	12.5%	3
answered question		24
skipped question		2




11. During this school year, I did research on the Internet for a report or assignment.

	Response Percent	Response Count
Never	0.0%	0
A few times a year 	20.8%	5
About once a month 	37.5%	9
About once a week 	33.3%	8
Almost every day 	8.3%	2
answered question		24
skipped question		2




12. During this school year, I made a PowerPoint presentation.

	Response Percent	Response Count
Never 	12.5%	3
A few times a year 	54.2%	13
About once a month 	20.8%	5
About once a week	0.0%	0
Almost every day 	12.5%	3
answered question		24
skipped question		2


13. During this school year, I used the computer to make a graphic novel.

	Response Percent	Response Count
Never 	20.8%	5
A few times a year 	66.7%	16
About once a month 	12.5%	3
About once a week	0.0%	0
Almost every day	0.0%	0
answered question		24
skipped question		2

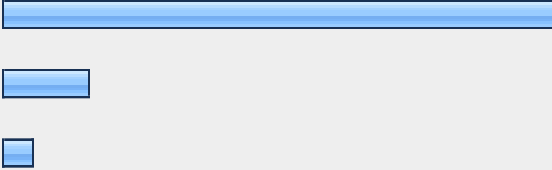
14. During this school year, I took a test on the computer.

	Response Percent	Response Count
Never	0.0%	0
A few times a year 	70.8%	17
About once a month 	25.0%	6
About once a week 	4.2%	1
Almost every day	0.0%	0
answered question		24
skipped question		2



15. During this school year, I used a computer program to improve my study skills or learning skills.

	Response Percent	Response Count
Never 	8.3%	2
A few times a year	16.7%	4
About once a month	12.5%	3
About once a week	25.0%	6
Almost every day	37.5%	9
answered question		24
skipped question		2




16. During this school year, I made or listened to a podcast.

	Response Percent	Response Count
Never	0.0%	0
A few times a year 	83.3%	20
About once a month	12.5%	3
About once a week	4.2%	1
Almost every day	0.0%	0
answered question		24
skipped question		2




17. During this school year, I made or edited a webpage or worked in a web environment, like a wikispace.

	Response Percent	Response Count
Never 	87.5%	21
A few times a year 	12.5%	3
About once a month	0.0%	0
About once a week	0.0%	0
Almost every day	0.0%	0
answered question		24
skipped question		2




18. This school year, I collected data using equipment that go with the computer, like probes or PDAs.

	Response Percent	Response Count
Never 	70.8%	17
A few times a year 	25.0%	6
About once a month	0.0%	0
About once a week	0.0%	0
Almost every day 	4.2%	1
answered question		24
skipped question		2










19. This school year, I made or edited a video or movie.

	Response Percent	Response Count
Never 	41.7%	10
A few times a year 	50.0%	12
About once a month 	8.3%	2
About once a week	0.0%	0
Almost every day	0.0%	0
answered question		24
skipped question		2

20. During the past school year, I created or contributed to a web-based map or timeline.

	Response Percent	Response Count
Never 	45.8%	11
A few times a year 	50.0%	12
About once a month 	4.2%	1
About once a week	0.0%	0
Almost every day	0.0%	0
answered question		24
skipped question		2

21. In which classes do you use technology. (Check all that apply)

	Response Percent	Response Count
Math 	58.3%	14
Sciences 	95.8%	23
English Language Arts 	95.8%	23
Social Studies 	91.7%	22
Art 	16.7%	4
Music 	4.2%	1
Physical Education/Gym 	4.2%	1
ESL or ELL	0.0%	0
Computer Class 	41.7%	10
Multi-Media 	16.7%	4
None of the Above	0.0%	0
Other (please specify)		5
<i>answered question</i>		24
<i>skipped question</i>		2

22. How well do you know how to use the following equipment, applications or web sites?

	I never tried	I know the basics	I'm pretty good	I'm an expert	Response Count
Digital camera or video	8.3% (2)	29.2% (7)	37.5% (9)	25.0% (6)	24
Audacity or GarageBand	79.2% (19)	20.8% (5)	0.0% (0)	0.0% (0)	24
iMovie or Movie Maker	16.7% (4)	45.8% (11)	16.7% (4)	20.8% (5)	24
Wikispaces	79.2% (19)	12.5% (3)	8.3% (2)	0.0% (0)	24
NYLearns	79.2% (19)	8.3% (2)	12.5% (3)	0.0% (0)	24
Teacher/Class Blogs	8.3% (2)	37.5% (9)	37.5% (9)	16.7% (4)	24
Google Maps	0.0% (0)	12.5% (3)	33.3% (8)	54.2% (13)	24
Comic Life	4.2% (1)	37.5% (9)	29.2% (7)	29.2% (7)	24
	answered question				24
	skipped question				2

23. How much do you agree with these statements?

	Strongly Disagree	Disagree	Agree	Strongly Agree	Rating Average	Response Count
I am able to learn more when I use computers in my school.	4.2% (1)	12.5% (3)	45.8% (11)	37.5% (9)	3.17	24
I work harder on my assignments when I am using a computer.	4.3% (1)	17.4% (4)	47.8% (11)	30.4% (7)	3.04	23
I would be a better student if I got to use technology more in school.	4.3% (1)	26.1% (6)	21.7% (5)	47.8% (11)	3.13	23
Teachers in this school know a lot about how to use computers to help students learn more.	18.2% (4)	27.3% (6)	36.4% (8)	18.2% (4)	2.55	22
There are enough computers in my school for students to use for their schoolwork.	17.4% (4)	43.5% (10)	26.1% (6)	13.0% (3)	2.35	23
I am using computers in my class (es) in ways that other students in this school are not.	4.3% (1)	43.5% (10)	30.4% (7)	21.7% (5)	2.70	23
I have shown other students how to do things with computers.	13.0% (3)	17.4% (4)	39.1% (9)	30.4% (7)	2.87	23
I have shown a teacher how to do things with computers.	8.7% (2)	17.4% (4)	43.5% (10)	30.4% (7)	2.96	23
I use computers more in my class (es) than other students in this school	17.4% (4)	26.1% (6)	43.5% (10)	13.0% (3)	2.52	23
answered question						24
skipped question						2